



FIND THE FUN! - BRANDON Treasure Trail

In order for you to enjoy this **FREE** treasure hunt you must **THINK SAFETY FIRST**:

- Children remain the responsibility of the parent/carer at all times.
- Refer to the most recent Covid-19 Government advice:
<https://www.gov.uk/coronavirus>
- If you or any of your party have any symptoms of Coronavirus please **do not** take part and stay at home.
- Take care near roads, use pedestrian crossings and keep your children close at all times.
- Keep your distance from those outside of your household.
- The treasure hunt has been designed with any one way or safety instructions which were in place at the time of design but if these have changed since please do follow the most recent rules.
- Wash your hands and/or use hand sanitiser regularly especially if you touch any shared surfaces and/or eat or drink.
- You do not need to go into any shop or make a purchase to complete this treasure hunt, however IF you are going shopping at the same time remember you are required to wear a mask in the shops.
- There is no time limit on the treasure hunt as this will vary depending on the age and abilities of your children. Please note if this is after 4.00pm please contact Sharing Parenting for your prize.
- Contact point for Sharing Parenting on the day:
Rich, Telephone: 07717 744608.

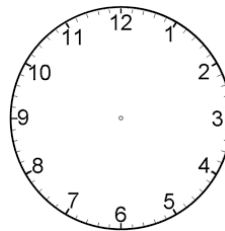


Let's get started!

Go to the starting point which is Market Square, Brandon



Take a selfie of you and your group 😊



1. What is the time on the clock ?

2. What does it say under the Bell next to the clock?

3. On the town Map how far are you away from Brandon Country Park?

4. What was Brandon originally called according to the town Map?



Walk down Market hill, Boots will be on your left. Turn left to the car park.

5. What colours are on the Beacon centre sign?

6. Past the Beacon centre What animal is on the pre-school sign?

Walk up school lane back to Market hill.

7. How many benches can you see in the Market Square?

At the traffic lights cross over to Thetford Road.

8. Looking across the road, what does it say on the back window in the stained glass of the Flintknappers?

9. All going well you should be standing near to the wooden sculpture of a man (A flintknapper to be precise) what does he have sat next to him?

Family Selfie opportunity if you fancy.

10. What number is the barbers shop on the High Street?

We have some questions on the other side of the High Street so please cross over at the crossing. Turn right.

11. What colours are on the doors steps of Ozzies?

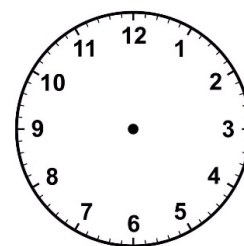
Make a u turn and start heading back towards the Market Hill.

12. How many teapots are in Tilly's teas window?

13. What animals are in the shop window of Hare Salon? (FYI not the hares)

14. Before you cross back over to get your prize you should be able to see the town sign. How many people are on it?

15. 14. Finally record your finishing time here!

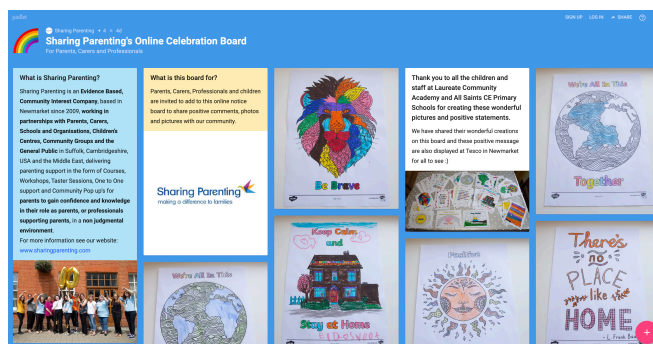


Well done 😊 Now you have completed the treasure hunt please **return to the Market Square *before 4.00pm to receive your 'treasure'** or contact us via info@sharingparenting.com so we can send you your prize!

You can download your certificate from our website
<https://www.sharingparenting.com/2020/07/07/bring-on-the-summer/>

It would be great if you can post your selfies of your treasure hunt on your Facebook page and tag us @sharingparenting and add #Sharingparentingfindthefun

You can also add your selfie (or a photo of your child's picture) on our online board
<https://padlet.com/ginny13/ezyoseykdbtsk7ba>



BRANDON Treasure Trail Answers:-

- 1.
2. The golden queen Jubilee
3. 1 mile
4. Brandon Ferry
5. Purple, yellow, green, light blue , pink, dark blue
- 6 Squirrel
7. 6
8. Snug bar
9. Hammer/tool
10. 22
- 11 Red and green
12. 11- but check on the day
- 13 flamingos
- 14 3

Well done and congratulations ☺

Please return to the starting point ***before 4.00pm** to receive your 'treasure' or contact us via info@sharingparenting.com so we can send you your prize!

